

# Global Gateway API

SoapUI  
V1.0



## Document revisions

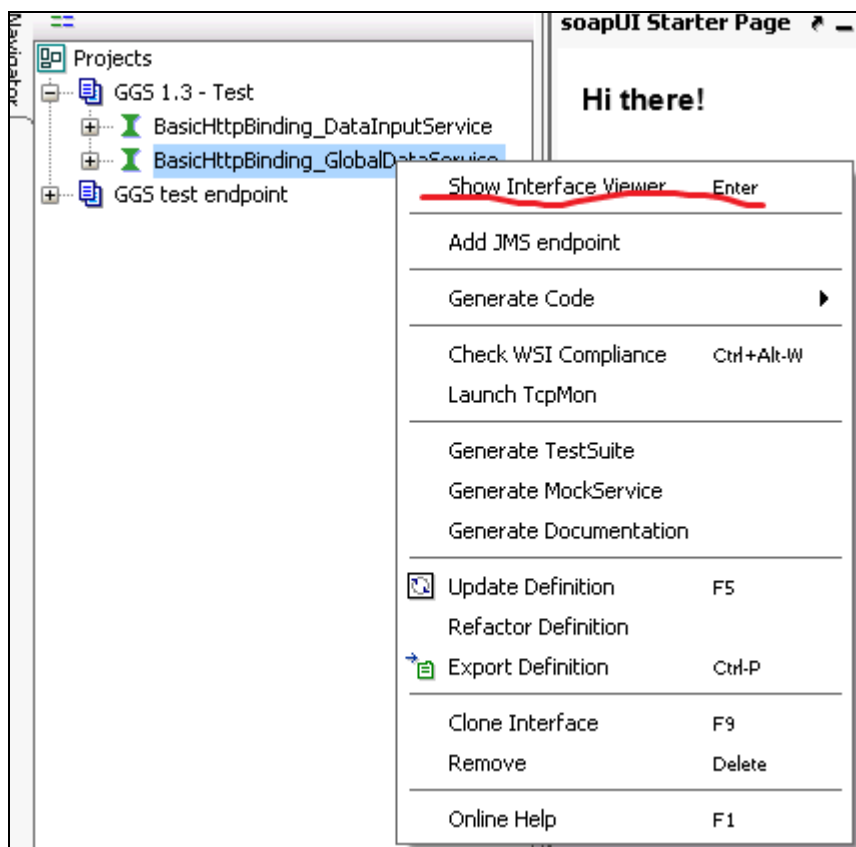
---

Version no.	Date	Description
1.0	2014-07-09	initial version

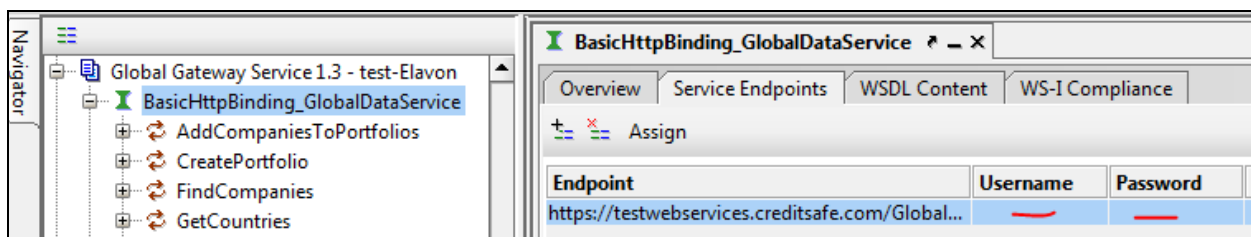
## soapUI set up

To get the Creditsafe Global Gateway Service working in soapUI you need to configure a few areas in soapUI.

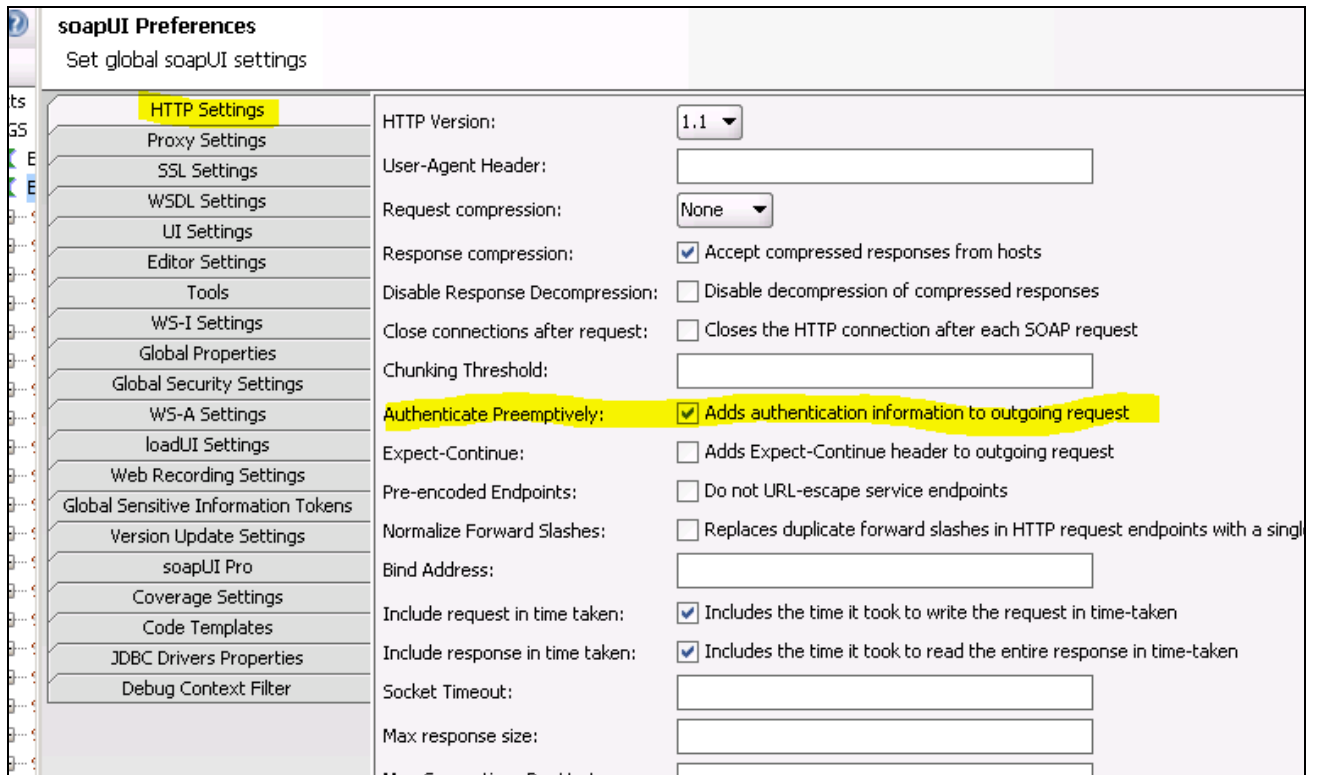
- 1) Firstly, when you have the Global Gateway Service project open in soapUI, right-click on the GlobalDataService endpoint and select “Show Interface Viewer” (you can also double click on GlobalDataService endpoint).



- 2) In the window that opens up in the right-hand pane please insert your username and password.



- 3) Open SoapUI Preferences (File->Preferences in the topmost menu bar) and make sure that in the "HTTP Settings" the option to authenticate pre-emptively is selected:



- 4) soapUI will create all operation requests with all parameters and these parameter values will be populated with '?'. These need to be replaced with proper values or if the parameter is not to be used at all it should be removed from the soap request completely.

For example, you will see that the following is contained with a FindCompanies request by default upon creating a new soapUI request. Either remove the '?' with an actual value or remove it from the whole request.

```
<!--Optional-->
<dat:Id>?</dat:Id>
```